

Resolving from Two-Faced Lines (2)

Make a normal two-faced line (boys on the outside)

Get one key couple paired

use ends/centers **circulate**, centers **trade**


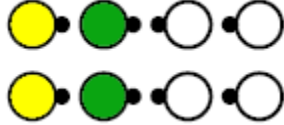
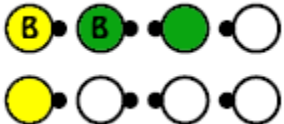
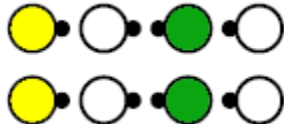
Put the key couple (#1) facing out

use **couples circulate**

Put the key couple (#1) on the outside of double pass thru formation

use **ferris wheel**

Check the other couple (#2)

<p>If FACING and GIRLS lined up</p>  <p>pass thru → allemande left</p>	<p>if PAIRED and SAME box</p>  <p>pass thru + swing thru → grand right and left</p>
<p>If FACING and BOYS lined up</p>  <p>square thru 3 → allemande left</p>	<p>if PAIRED and DIFFERENT box</p>  <p>ZOOM + pass thru + swing thru → grand right and left</p>

Tidy up

grand right and left (if necessary), promenade home